

The following sample was submitted and identified on behalf of the client as:

TEST REPORT COMMISSION REGULATION (EU) No 811/2013 of 18 February 2013 supplementing Directive 2010/30/EU of the European Parliament and of the Council with regard to the energy labelling of space heaters, combination heaters, packages of space heater, temperature control and solar device and packages of combination heater, temperature control and solar device COMMISSION REGULATION (EU) No 813/2013 of 2 August 2013 implementing Directive 2009/125/EC of the European Parliament and of the Council with regard to ecodesign requirements for space heaters and combination heaters	
Report Reference No	GZEE211200344831
Tested by (name + signature)	David Lei /Project engineer <i>David Lei</i>
Approved by (+ signature)	Sky Lin /Reviewer <i>Sky Lin</i>
Date of issue	2021-12-20
Total number of pages	24 pages
Testing Laboratory	SGS-CSTC Standards Technical Services Co., Ltd. Shunde Branch
Address	Building 1, European Industrial Park, No.1, Shunhenan Road, Wusha, Daliang, Shunde District, Foshan, Guangdong, China
Applicant's name	NuLite New Energy (Guangzhou) Co.,Ltd.
Address	506 No.16 North Red Cotton avenue Xiuquan Street Huadu District Guangzhou City China
Test specification:	
Standard	COMMISSION REGULATION (EU) No 811/2013; (EU) No 813/2013 EN 14825: 2018
Test procedure	STR: EU Directive 2009/125/EC
Non-standard test method	None
Test Report Form No	811/2013_01/ 813/2013_1
Test Report Form(s) Originator	SGS-CSTC
Master TRF	2015-04-27
<p>This test report is issued under SGS general terms of delivery (available on request and accessible at www.sgs.com). Attention is drawn to the limitations of liability, indemnification and jurisdictional issues defined therein. Unless otherwise stated: (a) the results shown in this document refer only to the sample(s) tested and (b) such sample(s) are retained for three months. This document cannot be reproduced except in full, without prior approval of SGS.</p> <p>Any unauthorized alteration, forgery or falsification of the content or appearance of this report is unlawful and offenders may be prosecuted to the fullest extent of the law</p>	
Test item description	DC Inverter Heat Pump
Trade Mark	NULITE NEW ENERGY
Manufacturer	Same as applicant
Model/Type reference	NL-B245II/R32
Ratings	220-240 V~,50Hz, IPX4; details refer to marking plates
Factory	Same as applicant



Summary of testing:

Tests performed (name of test and test clause):

COMMISSION REGULATION (EU) No 811/2013
and COMMISSION REGULATION (EU) No
813/2013.

EN 14825: 2018



The test voltage: 230 V~

Testing location:

1/F., of No.1 Jusheng Road, Ronggui Hongxing
Residential Committee, Shunde, Foshan,
Guangdong, China

Copy of marking plate

The marking plate is only the draft.

NULITE NEW ENERGY	
DC Inverter Heat Pump	
Model	NL-B245II/R32
Rated of waterproof	IPX4
Rated of Elc. leakage protection	I Class
Power supply	220V~240V-Inverter
Tank max working pressure	0.8MPa
Tank capacity	70L
Rated input power	1750W
Rated input current	8.2A
Auxiliary element power	2000W
Auxiliary element current	9.5A
Heating capacity	3000W-8500W
Hot water capacity	3000W-8000W
Cooling capacity	2500W-5000W
Heating input power	1000-2500W
Hot water input power	1000-2500W
Cooling input power	1000-2200W
Rated flow rate	1.5m ³ /h
Max water temperature	60°C
Refrigeration	R32/1300g
Net weight	88KG
Noise	≤48dB(A)
System max working pressure	4.2MPa
Nulite New Energy (Guangzhou)Co.,Ltd.  	

Test item particulars	
Classification of installation and use.....	Fixed appliance
Supply Connection	Connected to fixed wiring
.....	
Possible test case verdicts:	
- test case does not apply to the test object.....	N/A
- test object does meet the requirement.....	P (Pass)
- test object does not meet the requirement.....	F (Fail)
Testing	
Date of receipt of test item	2021-12-14
Date (s) of performance of tests	2021-12-14 to 2021-12-20
General remarks:	
<p>The test results presented in this report relate only to the object tested. This report shall not be reproduced, except in full, without the written approval of the Issuing testing laboratory. "(see Enclosure #)" refers to additional information appended to the report. "(see appended table)" refers to a table appended to the report.</p> <p>Throughout this report a comma is used as the decimal separator.</p> <p>This document is issued by the company under its General Conditions of Service accessible at http://www.sgs.com/terms_and_conditions.htm. Attention is drawn to the limitation of liability, indemnification and jurisdiction issues defined therein.</p> <p>Any holder of this document is advised that information contained hereon reflects the Company's findings at the time of its intervention only and within the limits of Client's instructions, if any. The Company's sole responsibility is to its Client and this document does not exonerate parties to a transaction from exercising all their rights and obligations under the transaction documents. Any unauthorized alteration, forgery or falsification of the content or appearance of this document is unlawful and offenders may be prosecuted to the fullest extent of the law.</p> <p>Unless otherwise stated: (a) the results shown in this document refer only to the sample(s) tested and (b) such sample(s) are retained for 3 months. This document cannot be reproduced except in full, without prior approval of the company.</p>	
General product information:	
Heap pump for space heating used.	

COMMISSION REGULATION (EU) No 813/2013			
Cl.	Requirement-Test	Result-Remark	Verdict
	Ecodesign requirements		—
ANNEX I	Definitions applicable for Annexes II to V		P
ANNEX II	Ecodesign requirements		P
1. (a)	From 26 September 2015 the seasonal space heating energy efficiency and useful efficiencies of heaters shall not fall below the following values:		P
	Fuel boiler space heaters with rated heat output ≤ 70 kW and fuel boiler combination heaters with rated heat output ≤ 70 kW, with the exception of type B1 boilers with rated heat output ≤ 10 kW and type B1 combination boilers with rated heat output ≤ 30 kW:		N/A
	The seasonal space heating energy efficiency shall not fall below 86 %.		N/A
	Type B1 boilers with rated heat output ≤ 10 kW and type B1 combination boilers with rated heat output ≤ 30 kW:		N/A
	The seasonal space heating energy efficiency shall not fall below 75 %.		N/A
	Fuel boiler space heaters with rated heat output > 70 kW and ≤ 400 kW and fuel boiler combination heaters with rated heat output > 70 kW and ≤ 400 kW:		N/A
	The useful efficiency at 100 % of the rated heat output shall not fall below 86 %, and the useful efficiency at 30 % of the rated heat output shall not fall below 94 %.		N/A
	Electric boiler space heaters and electric boiler combination heaters:		N/A
	The seasonal space heating energy efficiency shall not fall below 30 %.		N/A
	Cogeneration space heaters:		N/A
	The seasonal space heating energy efficiency shall not fall below 86 %.		N/A
	Heat pump space heaters and heat pump combination heaters, with the exception of low-temperature heat pumps:		P
	The seasonal space heating energy efficiency shall not fall below 100 %.		P
	Low-temperature heat pumps:		N/A
	The seasonal space heating energy efficiency shall not fall below 115 %.		N/A
(b)	From 26 September 2017 the seasonal space heating energy efficiency of electric boiler space heaters, electric boiler combination heaters, cogeneration space heaters, heat pump space heaters and heat pump combination heaters shall not fall below the following values:		P
	Electric boiler space heaters and electric boiler combination heaters:		N/A
	The seasonal space heating energy efficiency shall not fall below 36 %.		N/A
	Cogeneration space heaters:		N/A
	The seasonal space heating energy efficiency shall not fall below 100 %.		N/A

COMMISSION REGULATION (EU) No 813/2013												
Cl.	Requirement-Test										Result-Remark	Verdict
	Heat pump space heaters and heat pump combination heaters, with the exception of low-temperature heat pumps:											P
	The seasonal space heating energy efficiency shall not fall below 110 %.											P
	Low-temperature heat pumps:											N/A
	The seasonal space heating energy efficiency shall not fall below 125 %.											N/A
2.	REQUIREMENTS FOR WATER HEATING ENERGY EFFICIENCY											N/A
(a)	From 26 September 2015 the water heating energy efficiency of combination heaters shall not fall below the following values:											N/A
	Declared load profile	3XS	XXS	XS	S	M	L	XL	XXL	3XL	4XL	N/A
	Water heating energy efficiency	22 %	23 %	26 %	26 %	30 %	30 %	30 %	32 %	32 %	32 %	
(b)	From 26 September 2017 the water heating energy efficiency of combination heaters shall not fall below the following values:											N/A
	Declared load profile	3XS	XXS	XS	S	M	L	XL	XXL	3XL	4XL	N/A
	Water heating energy efficiency	32 %	32 %	32 %	32 %	36 %	37 %	38 %	60 %	64 %	64 %	
3	REQUIREMENTS FOR SOUND POWER LEVEL											No testing
	From 26 September 2015 the sound power level of heat pump space heaters and heat pump combination heaters shall not exceed the following values:											No testing
	Rated heat output ≤ 6 kW		Rated heat output > 6 kW and ≤ 12 kW		Rated heat output > 12 kW and ≤ 30 kW		Rated heat output > 30 kW and ≤ 70 kW				No testing	
	Sound power level (L_{WA}), indoors	Sound power level (L_{WA}), outdoors	Sound power level (L_{WA}), indoors	Sound power level (L_{WA}), outdoors	Sound power level (L_{WA}), indoors	Sound power level (L_{WA}), outdoors	Sound power level (L_{WA}), indoors	Sound power level (L_{WA}), outdoors				
	60 dB	65 dB	65 dB	70 dB	70 dB	78 dB	80 dB	88 dB				
4.	REQUIREMENTS FOR EMISSIONS OF NITROGEN OXIDES											N/A
5	REQUIREMENTS FOR PRODUCT INFORMATION											P
	From 26 September 2015 the following product information on heaters shall be provided:											P
(a)	the instruction manuals for installers and end-users, and free access websites of manufacturers, their authorised representatives and importers shall contain the following elements:											P
	for boiler space heaters, boiler combination heaters and cogeneration space heaters, the technical parameters set out in Table 1, measured and calculated in accordance with Annex III;											N/A

COMMISSION REGULATION (EU) No 813/2013			
Cl.	Requirement-Test	Result-Remark	Verdict
	for heat pump space heaters and heat pump combination heaters, the technical parameters set out in Table 2, measured and calculated in accordance with Annex III;		P
	any specific precautions that shall be taken when the heater is assembled, installed or maintained;		P
	for type B1 boilers and type B1 combination boilers, their characteristics and the following standard text: 'This natural draught boiler is intended to be connected only to a flue shared between multiple dwellings in existing buildings that evacuates the residues of combustion to the outside of the room containing the boiler. It draws the combustion air directly from the room and incorporates a draught diverter. Due to lower efficiency, any other use of this boiler shall be avoided and would result in higher energy consumption and higher operating costs;		N/A
	for heat generators designed for heaters, and heater housings to be equipped with such heat generators, their characteristics, the requirements for assembly, to ensure compliance with the ecodesign requirements for heaters and, where appropriate, the list of combinations recommended by the manufacturer;		N/A
	information relevant for disassembly, recycling and/or disposal at end-of-life;		N/A
(b)	the technical documentation for the purposes of conformity assessment pursuant to Article 4 shall contain the following elements:		P
	the elements specified in point (a);		P
	for heat pump space heaters and heat pump combination heaters where the information relating to a specific model comprising a combination of indoor and outdoor units has been obtained by calculation on the basis of design and/or extrapolation from other combinations, the details of such calculations and/or extrapolations, and of any tests undertaken to verify the accuracy of the calculations, including details of the mathematical model for calculating the performance of such combinations and details of the measurements taken to verify this model;		P
(c)	the following information shall be durably marked on the heater:		N/A
	if applicable, 'type B1 boiler' or 'type B1 combination boiler';		N/A
	for cogeneration space heaters, the electrical capacity.		N/A
ANNEX III	Measurements and calculations		—

COMMISSION REGULATION (EU) No 813/2013			
Cl.	Requirement-Test	Result-Remark	Verdict
1	For the purposes of compliance and verification of compliance with the requirements of this Regulation, measurements and calculations shall be made using harmonised standards the reference numbers of which have been published in the Official Journal of European Union , or other reliable, accurate and reproducible method, which takes into account the generally recognised state of the art methods, and whose results are deemed to be of low uncertainty. They shall fulfil all of the following technical parameters.	EN 14825:2018 was used	P
2	General conditions for measurements and calculations		P
	(a) For the purposes of the measurements set out in points 2 to 5, the indoor ambient temperature shall be set at $20\text{ }^{\circ}\text{C} \pm 1\text{ }^{\circ}\text{C}$.		P
	(b) For the purposes of the calculations set out in points 3 to 5, consumption of electricity shall be multiplied by a conversion coefficient CC of 2,5.		P
	(c) Emissions of nitrogen oxides shall be measured as the sum of nitrogen monoxide and nitrogen dioxide, and expressed in nitrogen dioxide.		N/A
	(d) For heaters equipped with supplementary heaters, the measurement and calculation of rated heat output, seasonal space heating energy efficiency, water heating energy efficiency, sound power level and emissions of nitrogen oxides shall take account of the supplementary heater.		Not Check
	(e) Declared values for rated heat output, seasonal space heating energy efficiency, water heating energy efficiency, sound power level and emissions of nitrogen oxides shall be rounded to the nearest integer.		Not Check
	(f) Any heat generator designed for a heater, and any heater housing to be equipped with such a heat generator, shall be tested with an appropriate heater housing and heat generator, respectively.		N/A
3	Seasonal space heating energy efficiency of boiler space heaters, boiler combination heaters and cogeneration space heaters		N/A
	The seasonal space heating energy efficiency η_s shall be calculated as the seasonal space heating energy efficiency in active mode η_{son} , corrected by contributions accounting for temperature controls, auxiliary electricity consumption, standby heat loss, ignition burner power consumption (if applicable) and, for cogeneration space heaters, corrected by adding the electrical efficiency multiplied by a conversion coefficient CC of 2,5.		N/A
4	Seasonal space heating energy efficiency of heat pump space heaters and heat pump combination heaters		P

COMMISSION REGULATION (EU) No 813/2013			
Cl.	Requirement-Test	Result-Remark	Verdict
	(a)For establishing the rated coefficient of performance COP rated or rated primary energy ratio PER rated , the sound power level or emissions of nitrogen oxides, the operating conditions shall be the standard rating conditions set out in Table 3 and the same declared capacity for heating shall be used.		P
	(b)The active mode coefficient of performance SCOP on or active mode primary energy ratio SPER on shall be calculated on the basis of the part load for heating $Ph(T_j)$, the supplementary capacity for heating $sup(T_j)$ (if applicable) and the bin-specific coefficient of performance $COP_{bin}(T_j)$ or bin-specific primary energy ratio $PER_{bin}(T_j)$, weighted by the bin-hours for which the bin conditions apply, using the following conditions:		P
	— the reference design conditions set out in Table 4;		P
	— the European reference heating season under average climate conditions set out in Table 5;		P
	— if applicable, the effects of any degradation of energy efficiency caused by cycling depending on the type of control of the heating capacity.		P
	(c)The reference annual heat demand Q_H shall be the design load for heating $P_{designh}$ multiplied by the annual equivalent active mode hours H_{HE} of 2 066.		P
	(d)The annual energy consumption Q_{HE} shall be calculated as the sum of:		P
	— the ratio of the reference annual heating demand Q_H and the active mode coefficient of performance SCOP on or active mode primary energy ratio SPER on and		P
	— the energy consumption for off, thermostat-off, standby, and crankcase heater mode during the heating season.		P
	(e)The seasonal coefficient of performance SCOP or seasonal primary energy ratio SPER shall be calculated as the ratio of the reference annual heat demand Q_H and the annual energy consumption Q_{HE} .		P
	(f)The seasonal space heating energy efficiency η_s shall be calculated as the seasonal coefficient of performance SCOP divided by the conversion coefficient CC or the seasonal primary energy ratio SPER, corrected by contributions accounting for temperature controls and, for water-/brine-to-water heat pump space heaters and heat pump combination heaters, the electricity consumption of one or more ground water pumps.		P
5	Water heating energy efficiency of combination heaters		N/A
	The water heating energy efficiency η_{wh} of a combination heater shall be calculated as the ratio between the reference energy Q_{ref} of the declared load profile and the energy required for its generation under the following conditions:		N/A

COMMISSION REGULATION (EU) No 813/2013																																															
Cl.	Requirement-Test		Result-Remark			Verdict																																									
	(a) measurements shall be carried out using the load profiles set out in Table 7;					N/A																																									
	(b) measurements shall be carried out using a 24-hour measurement cycle as follows: — 00:00 to 06:59: no water draw-off; — from 07:00: water draw-offs according to the declared load profile; — from end of last water draw-off until 24:00: no water draw-off;					N/A																																									
	(c) the declared load profile shall be the maximum load profile or the load profile one below the maximum load profile;					N/A																																									
	(d) for heat pump combination heaters, the following additional conditions apply: — heat pump combination heaters shall be tested under the conditions set out in Table 3; — heat pump combination heaters which use ventilation exhaust air as the heat source shall be tested under the conditions set out in Table 6.					N/A																																									
Table 3	<p style="text-align: center;"><i>Table 3</i></p> <p style="text-align: center;">Standard rating conditions for heat pump space heaters and heat pump combination heaters</p> <table border="1" style="width: 100%; border-collapse: collapse;"> <thead> <tr> <th rowspan="3">Heat source</th> <th>Outdoor heat exchanger</th> <th colspan="4">Indoor heat exchanger</th> </tr> <tr> <th rowspan="2">Inlet dry bulb (wet bulb) temperature</th> <th colspan="2">Heat pump space heaters and heat pump combination heaters, except low-temperature heat pumps</th> <th colspan="2">Low-temperature heat pumps</th> </tr> <tr> <th>Inlet temperature</th> <th>Outlet temperature</th> <th>Inlet temperature</th> <th>Outlet temperature</th> </tr> </thead> <tbody> <tr> <td>Outdoor air</td> <td>+ 7 °C (+ 6 °C)</td> <td rowspan="2" style="text-align: center;">+ 47 °C</td> <td rowspan="2" style="text-align: center;">+ 55 °C</td> <td rowspan="2" style="text-align: center;">+ 30 °C</td> <td rowspan="2" style="text-align: center;">+ 35 °C</td> </tr> <tr> <td>Exhaust air</td> <td>+ 20 °C (+ 12 °C)</td> </tr> <tr> <td></td> <td>Inlet/outlet temperature</td> <td></td> <td></td> <td></td> <td></td> </tr> <tr> <td>Water</td> <td>+ 10 °C/+ 7 °C</td> <td></td> <td></td> <td></td> <td></td> </tr> <tr> <td>Brine</td> <td>0 °C/- 3 °C</td> <td></td> <td></td> <td></td> <td></td> </tr> </tbody> </table>					Heat source	Outdoor heat exchanger	Indoor heat exchanger				Inlet dry bulb (wet bulb) temperature	Heat pump space heaters and heat pump combination heaters, except low-temperature heat pumps		Low-temperature heat pumps		Inlet temperature	Outlet temperature	Inlet temperature	Outlet temperature	Outdoor air	+ 7 °C (+ 6 °C)	+ 47 °C	+ 55 °C	+ 30 °C	+ 35 °C	Exhaust air	+ 20 °C (+ 12 °C)		Inlet/outlet temperature					Water	+ 10 °C/+ 7 °C					Brine	0 °C/- 3 °C					P
Heat source	Outdoor heat exchanger	Indoor heat exchanger																																													
	Inlet dry bulb (wet bulb) temperature	Heat pump space heaters and heat pump combination heaters, except low-temperature heat pumps		Low-temperature heat pumps																																											
		Inlet temperature	Outlet temperature	Inlet temperature	Outlet temperature																																										
Outdoor air	+ 7 °C (+ 6 °C)	+ 47 °C	+ 55 °C	+ 30 °C	+ 35 °C																																										
Exhaust air	+ 20 °C (+ 12 °C)																																														
	Inlet/outlet temperature																																														
Water	+ 10 °C/+ 7 °C																																														
Brine	0 °C/- 3 °C																																														
Table 4	<p style="text-align: center;"><i>Table 4</i></p> <p style="text-align: center;">Reference design conditions for heat pump space heaters and heat pump combination heaters, temperatures in dry bulb air temperature (wet bulb air temperature indicated in brackets)</p> <table border="1" style="width: 100%; border-collapse: collapse;"> <thead> <tr> <th>Reference design temperature</th> <th>Bivalent temperature</th> <th>Operation limit temperature</th> </tr> </thead> <tbody> <tr> <td style="text-align: center;">$T_{designh}$</td> <td style="text-align: center;">T_{biv}</td> <td style="text-align: center;">TOL</td> </tr> <tr> <td style="text-align: center;">- 10 (- 11) °C</td> <td style="text-align: center;">maximum + 2 °C</td> <td style="text-align: center;">maximum - 7 °C</td> </tr> </tbody> </table>					Reference design temperature	Bivalent temperature	Operation limit temperature	$T_{designh}$	T_{biv}	TOL	- 10 (- 11) °C	maximum + 2 °C	maximum - 7 °C	P																																
Reference design temperature	Bivalent temperature	Operation limit temperature																																													
$T_{designh}$	T_{biv}	TOL																																													
- 10 (- 11) °C	maximum + 2 °C	maximum - 7 °C																																													

COMMISSION REGULATION (EU) No 813/2013										
Cl.	Requirement-Test						Result-Remark			Verdict
Table 5	Table 5 European reference heating season under average climate conditions for heat pump space heaters and heat pump combination heaters									P
	bin_j		T_j [°C]			H_j [h/annum]				
	1 to 20		- 30 to - 11			0				
	21		- 10			1				
	22		- 9			25				
	23		- 8			23				
	24		- 7			24				
	25		- 6			27				
	26		- 5			68				
	27		- 4			91				
	28		- 3			89				
	29		- 2			165				
	30		- 1			173				
	31		0			240				
	32		1			280				
	33		2			320				
	34		3			357				
	35		4			356				
	36		5			303				
	37		6			330				
	38		7			326				
	39		8			348				
	40		9			335				
	41		10			315				
	42		11			215				
	43		12			169				
	44		13			151				
45		14			105					
46		15			74					
		Total hours:			4 910					
Table	Table 6 Maximum ventilation exhaust air available [m ³ /h], at humidity of 5,5 g/m ³									N/A
	Declared load profile	XXS	XS	S	M	L	XL	XXL	3XL	
Maximum ventilation exhaust air available	109	128	128	159	190	870	1 021	2 943	8 830	

COMMISSION REGULATION (EU) No 811/2013																									
Cl.	Requirement-Test	Result-Remark	Verdict																						
ANNEX II	Energy efficiency classes		P																						
1	The seasonal space heating energy efficiency class of a heater, with the exception of low-temperature heat pumps and heat pump space heaters for low-temperature application, shall be determined on the basis of its seasonal space heating energy efficiency as set out in Table 1.		P																						
	The seasonal space heating energy efficiency classes of a low-temperature heat pump and a heat pump space heater for low-temperature application shall be determined on the basis of its seasonal space heating energy efficiency as set out in Table 2.		N/A																						
	The seasonal space heating energy efficiency of a heater shall be calculated in accordance with points 3 and 4 of Annex VII, for heat pump space heaters, heat pump combination heaters and low-temperature heat pumps under average climate conditions.		P																						
Table1	<p style="text-align: center;"><i>Table 1</i></p> <p style="text-align: center;">Seasonal space heating energy efficiency classes of heaters, with the exception of low-temperature heat pumps and heat pump space heaters for low-temperature application</p> <table border="1" style="width: 100%; border-collapse: collapse;"> <thead> <tr> <th style="width: 50%;">Seasonal space heating energy efficiency class</th> <th style="width: 50%;">Seasonal space heating energy efficiency η_s in %</th> </tr> </thead> <tbody> <tr> <td>A⁺⁺⁺</td> <td>$\eta_s \geq 150$</td> </tr> <tr> <td>A⁺⁺</td> <td>$125 \leq \eta_s < 150$</td> </tr> <tr> <td>A⁺</td> <td>$98 \leq \eta_s < 125$</td> </tr> <tr> <td>A</td> <td>$90 \leq \eta_s < 98$</td> </tr> <tr> <td>B</td> <td>$82 \leq \eta_s < 90$</td> </tr> <tr> <td>C</td> <td>$75 \leq \eta_s < 82$</td> </tr> <tr> <td>D</td> <td>$36 \leq \eta_s < 75$</td> </tr> <tr> <td>E</td> <td>$34 \leq \eta_s < 36$</td> </tr> <tr> <td>F</td> <td>$30 \leq \eta_s < 34$</td> </tr> <tr> <td>G</td> <td>$\eta_s < 30$</td> </tr> </tbody> </table>		Seasonal space heating energy efficiency class	Seasonal space heating energy efficiency η_s in %	A ⁺⁺⁺	$\eta_s \geq 150$	A ⁺⁺	$125 \leq \eta_s < 150$	A ⁺	$98 \leq \eta_s < 125$	A	$90 \leq \eta_s < 98$	B	$82 \leq \eta_s < 90$	C	$75 \leq \eta_s < 82$	D	$36 \leq \eta_s < 75$	E	$34 \leq \eta_s < 36$	F	$30 \leq \eta_s < 34$	G	$\eta_s < 30$	-
Seasonal space heating energy efficiency class	Seasonal space heating energy efficiency η_s in %																								
A ⁺⁺⁺	$\eta_s \geq 150$																								
A ⁺⁺	$125 \leq \eta_s < 150$																								
A ⁺	$98 \leq \eta_s < 125$																								
A	$90 \leq \eta_s < 98$																								
B	$82 \leq \eta_s < 90$																								
C	$75 \leq \eta_s < 82$																								
D	$36 \leq \eta_s < 75$																								
E	$34 \leq \eta_s < 36$																								
F	$30 \leq \eta_s < 34$																								
G	$\eta_s < 30$																								
Table 2	<p style="text-align: center;"><i>Table 2</i></p> <p style="text-align: center;">Seasonal space heating energy efficiency classes of low-temperature heat pumps and heat pump space heaters for low-temperature application</p> <table border="1" style="width: 100%; border-collapse: collapse;"> <thead> <tr> <th style="width: 50%;">Seasonal space heating energy efficiency class</th> <th style="width: 50%;">Seasonal space heating energy efficiency η_s in %</th> </tr> </thead> <tbody> <tr> <td>A⁺⁺⁺</td> <td>$\eta_s \geq 175$</td> </tr> <tr> <td>A⁺⁺</td> <td>$150 \leq \eta_s < 175$</td> </tr> <tr> <td>A⁺</td> <td>$123 \leq \eta_s < 150$</td> </tr> <tr> <td>A</td> <td>$115 \leq \eta_s < 123$</td> </tr> <tr> <td>B</td> <td>$107 \leq \eta_s < 115$</td> </tr> <tr> <td>C</td> <td>$100 \leq \eta_s < 107$</td> </tr> <tr> <td>D</td> <td>$61 \leq \eta_s < 100$</td> </tr> <tr> <td>E</td> <td>$59 \leq \eta_s < 61$</td> </tr> <tr> <td>F</td> <td>$55 \leq \eta_s < 59$</td> </tr> <tr> <td>G</td> <td>$\eta_s < 55$</td> </tr> </tbody> </table>		Seasonal space heating energy efficiency class	Seasonal space heating energy efficiency η_s in %	A ⁺⁺⁺	$\eta_s \geq 175$	A ⁺⁺	$150 \leq \eta_s < 175$	A ⁺	$123 \leq \eta_s < 150$	A	$115 \leq \eta_s < 123$	B	$107 \leq \eta_s < 115$	C	$100 \leq \eta_s < 107$	D	$61 \leq \eta_s < 100$	E	$59 \leq \eta_s < 61$	F	$55 \leq \eta_s < 59$	G	$\eta_s < 55$	-
Seasonal space heating energy efficiency class	Seasonal space heating energy efficiency η_s in %																								
A ⁺⁺⁺	$\eta_s \geq 175$																								
A ⁺⁺	$150 \leq \eta_s < 175$																								
A ⁺	$123 \leq \eta_s < 150$																								
A	$115 \leq \eta_s < 123$																								
B	$107 \leq \eta_s < 115$																								
C	$100 \leq \eta_s < 107$																								
D	$61 \leq \eta_s < 100$																								
E	$59 \leq \eta_s < 61$																								
F	$55 \leq \eta_s < 59$																								
G	$\eta_s < 55$																								

2	WATER HEATING ENERGY EFFICIENCY CLASSES		N/A
	The water heating energy efficiency class of a combination heater shall be determined on the basis of its water heating energy efficiency as set out in Table 3.		N/A

Table 1: Information requirements for heat pump space heaters and heat pump combination heaters							P
(the number of decimals in the box indicates the precision of reporting) Information to identify the model(s) to which the information relates to:							
Air-to-water heat pump: [yes/no]				Yes			
Water-to-water heat pump: [yes/no]				No			
Brine-to-water heat pump: [yes/no]				No			
Low-temperature heat pump: [yes/no]				No			
Equipped with a supplementary heater: [yes/no]				Yes			
Heat pump combination heater: [yes/no]				No			
Parameters shall be declared for medium-temperature application, except for low-temperature heat pumps. For low-temperature heat pumps, parameters shall be declared for low-temperature application.				Parameters shall be declared for average climate conditions.			
Medium-temperature application		Y		Average (mandatory)		Y	
Low-temperature application		Y		Warmer (if designated)		N	
				Colder (if designated)		N	
Item	symbol	value	unit	item	symbol	value	unit
Rated heat output (*)	Prated	3,73	kW	Seasonal space heating energy efficiency	η_s	115,5	%
Declared capacity for heating for part load at indoor temperature 20 °C and outdoor temperature T_j				Declared coefficient of performance or primary energy ratio for part load at indoor temperature 20°C and outdoor temperature T_j			
$T_j = -7\text{ °C}$	Pdh	3,30	kW	$T_j = -7\text{ °C}$	COPd	1,82	-
$T_j = +2\text{ °C}$	Pdh	2,09	kW	$T_j = +2\text{ °C}$	COPd	3,06	-
$T_j = +7\text{ °C}$	Pdh	2,07	kW	$T_j = +7\text{ °C}$	COPd	4,56	-
$T_j = +12\text{ °C}$	Pdh	1,93	kW	$T_j = +12\text{ °C}$	COPd	6,30	-
$T_j = \text{bivalent temperature}$	Pdh	3,30	kW	$T_j = \text{bivalent temperature}$	COPd	1,82	-
$T_j = \text{operation limit temperature}$	Pdh	2,71	kW	$T_j = \text{operation limit temperature}$	COPd	1,19	-
For air-to-water heat pumps: $T_j = -15\text{ °C}$ (if TOL < -20°C)	Pdh	N/A	kW	For air-to-water heat pumps: $T_j = -15\text{ °C}$ (if TOL < -20°C)	COPd	N/A	-
Bivalent temperature	T biv	-7	°C	For air-to-water heat pumps: Operation limit temperature	TOL	-10	°C
Cycling interval capacity for heating	Pcyc	N/A	kW	Cycling interval efficiency	COPcyc	N/A	kW

Degradation coefficient (**)	C _{dh}	0,9	—	Heating water operating limit temperature	W _{TOL}	-	°C
Power consumption in modes other than active mode				Supplementary heater			
Off mode	P _{OFF}	0,005	kW	Rated heat output (*)	P _{sup}	2	kW
Thermostat-off mode	P _{TO}	0,005	kW	Type of energy input	Electric		
Standby mode	P _{SB}	0,005	kW				
Crankcase heater mode	P _{CK}	0,030	kW				
Other items							
Capacity control	Variable			For air-to-water heat pumps: Rated air flow rate, outdoors	—	—	m ³ /h
Sound power level, indoors/outdoors	L _{WA}	48	dB	For water-/brine-to-water heat pumps: Rated brine or water flow rate, outdoor heat exchanger	—	N/A	m ³ /h
Emissions of nitrogen oxides	NO _x	N/A	mg/kWh				
Annual energy consumption	Q _{HE}	2601	KWh				
For heat pump combination heater:							
Declared load profile	N/A			Water heating energy efficiency	η _{wh}	N/A	%
Daily electricity consumption	Q _{elec}	N/A	kWh	Daily fuel consumption	Q _{fuel}	N/A	kWh
Contact details	NuLite New Energy (Guangzhou) Co., Ltd. 506 No.16 North Red Cotton avenue Xiuquan Street Huadu District Guangzhou City China						
(*) For heat pump space heaters and heat pump combination heaters, the rated heat output Prated is equal to the design load for heating Pdesignh, and the rated heat output of a supplementary heater Psup is equal to the supplementary capacity for heating sup(Tj).							
(**) If Cdh is not determined by measurement then the default degradation coefficient is Cdh = 0,9.							

Test condition (Heating function / Average heating season in medium temperature application):

Voltage: 230 V~ / frequency: 50 Hz ;

Indoor heat exchanger: variable outlet

Tj (bivalent temperature): -7 °C; operating limit (TOL): -10 °C ;

Table 10 — Part load conditions for air-to-water(brine) units in medium temperature application for the reference heating seasons “A” = average, “W” = warmer and “C” = colder

Condition	Part Load Ratio in %				Outdoor heat exchanger		Indoor heat exchanger			
					Inlet dry (wet) bulb temperature °C		Fixed outlet °C	Variable outlet ^d °C		
	Formula	A	W	C	Outdoor air	Exhaust air	All climates	A	W	C
A	$\frac{-7 - 16}{(T_{designh} - 16)}$	88	n/a	61	-7(-8)	20(12)	^a / 55	^a / 52	n/a	^a / 44
B	$\frac{+2 - 16}{(T_{designh} - 16)}$	54	100	37	2(1)	20(12)	^a / 55	^a / 42	^a / 55	^a / 37
C	$\frac{+7 - 16}{(T_{designh} - 16)}$	35	64	24	7(6)	20(12)	^a / 55	^a / 36	^a / 46	^a / 32
D	$\frac{+12 - 16}{(T_{designh} - 16)}$	15	29	11	12(11)	20(12)	^a / 55	^a / 30	^a / 34	^a / 28
E	$(TOL - 16) / (T_{designh} - 16)$				TOL	20(12)	^a / 55	^a / b	^a / b	^a / b
F	$(T_{biv} - 16) / (T_{designh} - 16)$				T _{biv}	20(12)	^a / 55	^a / c	^a / c	^a / c
G	$\frac{-15 - 16}{(T_{designh} - 16)}$	n/a	n/a	82	-15	20(12)	^a / 55	n/a	n/a	^a / 49

^a With the flow rate as determined at the standard rating conditions given in EN 14511-2 at 47/55 conditions for units with a fixed flow rate, and with a fixed delta T of 8 K for units with a variable flow rate. If for any of the test conditions the resulting flow rate is below the minimum flow rate then this minimum flow rate is used as a fixed flow rate with the outlet temperature for this test condition.

^b Variable outlet shall be calculated by interpolation from T_{designh} and the temperature which is closest to the TOL.

^c Variable outlet shall be calculated by interpolation between the upper and lower temperatures which are closest to the bivalent temperature.

^d If the variable outlet temperature is below the minimum of the operation range of the unit, this minimum should be considered.

Remark: With the flow rate as determined at the standard rating conditions given in EN 14511-2 at 47/55 conditions.

Test data(Average):

General test conditions /Part-Load	Unit	A(-7)/W52 (88%)	A2/W42 (54%)	A7/W36 (35%)	A12/W30 (15%)	A(-10)/W55.3 (100%)	A(-7)/W52 (88%)
		A	B	C	D	E	F
Data collection period	hh:mm	02:00	02:00	02:00	02:00	02:00	02:00
The heat pump defrosts	-	No	No	No	No	No	No
Complete cycles	-	0	0	0	0	0	0

Barometric pressure	kPa	103,1	103,1	103,1	103,1	103,1	103,1
Voltage	V	229,8	231,4	231,6	231,7	229,7	229,8
Current	A	7,89	2,98	1,99	1,35	9,89	8,87
Power input	W	1813,5	683,9	454,3	306,1	2270,0	2037,4
Test conditions indoor unit							
Inlet Water temperature, DB	°C	48,26	39,68	33,73	27,87	51,98	48,26
Outlet Water temperature, DB	°C	51,90	41,99	36,01	30,00	54,97	51,90
Test conditions outdoor unit							
Air inlet temperature, DB	°C	-7,00	2,00	6,90	12,00	-10,00	-7,00
Air outlet temperature, DB	°C	-8,00	1,00	6,00	11,00	-11,00	-8,00
Water flow	m ³ /h	0,78	0,78	0,78	0,78	0,78	0,78
Summary of test result:							
Test condition	Heating capacity (kW)	Heating power input (kW)	COP		Compressor frequency		
A	3,3006	1,8135	1,8200		92 Hz		
B	2,0995	0,6839	3,0699		42 Hz		
C	2,0723	0,4543	4,5615		35 Hz		
D	1,9312	0,3061	6,3090		25 Hz		
E	2,7149	2,2700	1,1960		85 Hz		
F	3,3006	2,0374	1,8200		92 Hz		
Electric power consumptions		Unit	Value				
Thermostat-off mode (P _{TO})		kW	0,005				
Standby mode(P _{SB})		kW	0,005				
Crankcase heater(P _{CK})		kW	0,030				
Off mode(P _{OFF})		kW	0,005				
P _{designh}		kW	3,73				
SCOP _{on} :		kWh/kWh	3,102				
SCOP:		kWh/kWh	2,963				
Q _H :		kWh	7706				
Q _{HE} :		kWh	2601				
η _{s,h}		%	115,5				
Seasonal space heating energy efficiency classes: (According (EU)No 811/2013 Table 1)		A+					

Test condition (Heating function / Average heating season in low temperature application):

Voltage: 230 V~ / frequency: 50 Hz ;

Indoor heat exchanger: variable outlet

T_j (bivalent temperature): -7 °C; operating limit (TOL): -10 °C ;

Table 8 — Part load conditions for air-to-water(brine) units in low temperature application for the reference heating seasons “A” = average, “W” = warmer and “C” = colder

Condition	Part Load Ratio in %				Outdoor heat exchanger		Indoor heat exchanger			
					Inlet dry (wet) bulb temperature °C		Fixed outlet °C	Variable outlet ^d °C		
	Formula	A	W	C	Outdoor air	Exhaust air	All climates	A	W	C
A	$\frac{(-7 - 16)}{(T_{designh} - 16)}$	88	n/a	61	-7(-8)	20(12)	^a / 35	^a / 34	n/a	^a / 30
B	$\frac{(+2 - 16)}{(T_{designh} - 16)}$	54	100	37	2(1)	20(12)	^a / 35	^a / 30	^a / 35	^a / 27
C	$\frac{(+7 - 16)}{(T_{designh} - 16)}$	35	64	24	7(6)	20(12)	^a / 35	^a / 27	^a / 31	^a / 25
D	$\frac{(+12 - 16)}{(T_{designh} - 16)}$	15	29	11	12(11)	20(12)	^a / 35	^a / 24	^a / 26	^a / 24
E	$\frac{(TOL - 16)}{(T_{designh} - 16)}$				TOL	20(12)	^a / 35	^a / ^b	^a / ^b	^a / ^b
F	$\frac{(T_{biv} - 16)}{(T_{designh} - 16)}$				T _{biv}	20(12)	^a / 35	^a / ^c	^a / ^c	^a / ^c
G	$\frac{(-15 - 16)}{(T_{designh} - 16)}$	n/a	n/a	82	-15	20(12)	^a / 35	n/a	n/a	^a / 32

^a With the flow rate as determined at the standard rating conditions given in EN 14511-2 at 30/35 conditions for units with a fixed flow rate, and with a fixed delta T of 5 K for units with a variable flow rate. If for any of the test conditions the resulting flow rate is below the minimum flow rate then this minimum flow rate is used as a fixed flow rate with the outlet temperature for this test condition.

^b Variable outlet shall be calculated by interpolation from T_{designh} and the temperature which is closest to the TOL.

^c Variable outlet shall be calculated by interpolation between the upper and lower temperatures which are closest to the bivalent temperature.

^d If the variable outlet temperature is below the minimum of the operation range of the unit, this minimum should be considered.

Remark: With the flow rate as determined at the standard rating conditions given in EN 14511-2 at 30/35 conditions.

Test data(Average):

General test conditions /Part-Load	Unit	A(-7)/W34 (88%)	A2/W30 (54%)	A7/W27 (35%)	A12/W24 (15%)	A(-10)/W35,3 (100%)	A(-7)/W34 (88%)
		A	B	C	D	E	F
Data collection period	hours	02:00	02:00	02:00	02:00	02:00	02:00
The heat pump defrosts	-	No	No	No	No	No	No

Complete cycles	-	0	0	0	0	0	0
Barometric pressure	kPa	103,1	103,1	103,1	103,1	103,2	103,1
Voltage	V	230,8	231,5	231,7	231,8	230,7	230,8
Current	A	5,96	2,81	1,42	0,96	7,69	5,96
Power input	W	1375,9	643,7	322,7	215,3	1775,0	1375,9
Test conditions indoor unit							
Inlet Water temperature, DB	°C	30,12	27,52	25,15	22,24	31,65	30,12
Outlet Water temperature, DB	°C	33,89	29,99	27,01	24,04	35,09	33,89
Test conditions outdoor unit							
Air inlet temperature, DB	°C	-7,14	2,00	6,90	11,99	-10,00	-7,14
Air outlet temperature, DB	°C	-7,79	1,00	6,00	11,00	-10,40	-7,79
Water flow	m ³ /h	0,87	0,87	0,87	0,87	0,87	0,87
Summary of test result:							
Test condition	Heating capacity (kW)	Heating power input (kW)		COP	Compressor frequency		
A	3,5224	1,3759		2,5601	88 Hz		
B	2,5041	0,6437		3,8902	45 Hz		
C	1,8845	0,3227		5,8398	28 Hz		
D	1,8190	0,2153		8,4487	22 Hz		
E	3,4825	1,7750		1,9620	95 Hz		
F	3,5224	1,3759		2,5601	88 Hz		
Electric power consumptions	Unit	Value					
Thermostat-off mode (P _{TO})	kW	0,005					
Standby mode (P _{SB})	kW	0,005					
Crankcase heater (P _{CK})	kW	0,030					
Off mode (P _{OFF})	kW	0,005					
P _{designh}	kW	3,98					
SCOP _{on} :	kWh/kWh	4,058					
SCOP:	kWh/kWh	3,837					
Q _H :	kWh	8223					
Q _{HE} :	kWh	2143					
η _{s,h}	%	150,5					
Seasonal space heating energy efficiency classes: (According (EU)No 811/2013 Table 2)	A++						

Information of efficiency class according to (EU) No 811/2013		
Item	Measured value	Verdict
Average (mandatory)		
Declared temperature application	Medium-temperature	—
SCOP	2,963	—
seasonal space heating energy efficiency η_s ; %	115,5	A+
Annual energy consumption Q_{HE} ; (KWh)	2601	—
Average (mandatory)		
Declared temperature application	Low-temperature	—
SCOP	3,837	—
seasonal space heating energy efficiency η_s ; %	150,5	A++
Annual energy consumption Q_{HE} ; (KWh)	2143	—
<p>(a) for heat pump space heaters and heat pump combination heaters using electricity:</p> $\eta_s = (100/CC) \times SCOP - \Sigma F(i)$ <p>(1) For heat pump space heaters and heat pump combination heaters, the correction is $F(1) = 3 \%$.</p> <p>(2) For water-/brine-to-water heat pump space heaters and heat pump combination heaters, the correction is $F(2) = 5 \%$.</p>		

Information of efficiency class according to (EU) No 811/2013

Seasonal space heating energy efficiency classes of heaters, with the exception of low-temperature heat pumps and heat pump space heaters for low-temperature application

Seasonal space heating energy efficiency class	Seasonal space heating energy efficiency η_s in %
A ⁺⁺⁺	$\eta_s \geq 150$
A ⁺⁺	$125 \leq \eta_s < 150$
A ⁺	$98 \leq \eta_s < 125$
A	$90 \leq \eta_s < 98$
B	$82 \leq \eta_s < 90$
C	$75 \leq \eta_s < 82$
D	$36 \leq \eta_s < 75$
E	$34 \leq \eta_s < 36$
F	$30 \leq \eta_s < 34$
G	$\eta_s < 30$

Seasonal space heating energy efficiency classes of low-temperature heat pumps and heat pump space heaters for low-temperature application

Seasonal space heating energy efficiency class	Seasonal space heating energy efficiency η_s in %
A ⁺⁺⁺	$\eta_s \geq 175$
A ⁺⁺	$150 \leq \eta_s < 175$
A ⁺	$123 \leq \eta_s < 150$
A	$115 \leq \eta_s < 123$
B	$107 \leq \eta_s < 115$
C	$100 \leq \eta_s < 107$
D	$61 \leq \eta_s < 100$
E	$59 \leq \eta_s < 61$
F	$55 \leq \eta_s < 59$
G	$\eta_s < 55$

Ecodesign requirements according to (EU) No 813/2013				Pass
Model identification		NL-B245II/R32		
Declared temperature application		Exception of low-temperature		
Items	Measured value	Stage 1	Stage 2	Verdict
seasonal space heating energy efficiency η_s	115,5	<input checked="" type="checkbox"/> From 26 September 2015 ≥ 100	<input checked="" type="checkbox"/> From 26 September 2017 ≥ 110	Pass


Declared temperature application		low-temperature		
Items	Measured value	Stage 1	Stage 2	Verdict
seasonal space heating energy efficiency η_s	150,5	<input checked="" type="checkbox"/> From 26 September 2015 ≥ 115	<input checked="" type="checkbox"/> From 26 September 2017 ≥ 125	Pass

Photo documents:

Products General







--- End of Report ---